

WELCOME TO EMPRESARIALES

ALL STEPS FOR INCOMING STUDENTS



Getting Ready For UGR

1

LEARNING AGREEMENT

If you haven't uploaded your **LEARNING AGREEMENT** yet, please make sure to do it as soon as possible. It's an important step in your Erasmus process. You will be able to modify this later

PRESS THE
QR CODES




2

INSURANCE

You are obliged to have health and travel insurance for the duration of your study period:

<https://induction.ugr.es/salud/>



WELCOME TO EMPRESARIALES

ALL STEPS FOR INCOMING STUDENTS


During Mobility

IMPORTANT DATES

10 / 09 / 2025

WELCOME DAY

**UGR Central Office at:
FAC.CIENCIAS**



11 / 09 / 2025

WELCOME DAY

**FAC.CC.ECONOMICAS Y
EMPRESARIALES**

Classroom Magna a las 12:00



CLASES BEGIN

15/09/2025



WELCOME TO EMPRESARIALES


ALL STEPS FOR INCOMING STUDENTS

During Mobility

1

CERTIFICATE OF ARRIVAL

We will send the certificate directly to your e-mail if you attend our informative meeting on September



2

INSTITUTIONAL EMAIL ACCOUNT


Acces your Virtual Office(Using your ID and PIN number we have sent you) and create your email address (correo.ugr.es). Scroll further down and click on the second ´solicita´ in order to create your go.ugr account. Wait 24 hours for your account to be activated.

3

CHANGING THE MODULES

If necessary, you can change your modules when you arrive, **NOT BEFORE YOU COME!!**

We will give you all the information you will need on the Welcome day.



4

TUI (STUDENT CARD)

In order to acces university services, you must use your TUI card. In your Virtual Office choose the option EMISIÓN INSTANTÁNEA DE LA TUI-CITA PREVIA , and show up in the TUI emission office at the time you chose



5

Credibús

You can activate your TUI card to use the Credibús and get reduced bus fares.

More info:
ugr.es/credibus

WELCOME TO EMPRESARIALES


ALL STEPS FOR INCOMING STUDENTS

After Mobility

1 TRANSCRIPT OF RECORDS (TOR)

We will send it to you and your University at the end of the examination period.

Please, check your correo.ugr.es in order to access the document.



CERTIFICATE OF DEPARTURE

2


WE WILL SIGN IT IN PERSON on your last day at UGR.

Just like you had your Certificate of Arrival signed, you should get your Certificate of Departure signed as well. This will be sent to your UGR e-mail so you can download it



3 CHECK OUR INSTAGRAM TO STAY UPDATED

And get tutoriales for every procedure



4

Bring something unique from your country, like postcards or sweets, and let's share our cultures together!

